
Cupertino Amateur Radio Emergency Service

Topic: Initial Response – 1st 8 hours

Speaker: Jim Oberhofer KN6PE, EC Cupertino ARES

Date: Thursday, 01-November-2007, 19:30

Event: Cupertino ARES meeting, Orientation Training

Initial Response – 1st 8 hours



CARES mission

The mission of Cupertino ARES is to maintain and train Amateur Radio volunteers capable of providing professional emergency communications, increasing the City's emergency response effectiveness, and speeding the recovery effort.

The City's response priorities

- Address immediate Life Safety problems
- Assess the integrity and stabilize Cupertino's critical infrastructure *(initial list)*
 - Water
 - Sanitary
- Perform Search and rescue; health and welfare, establish shelters
- Execute recovery operations

Initial Response Assignments

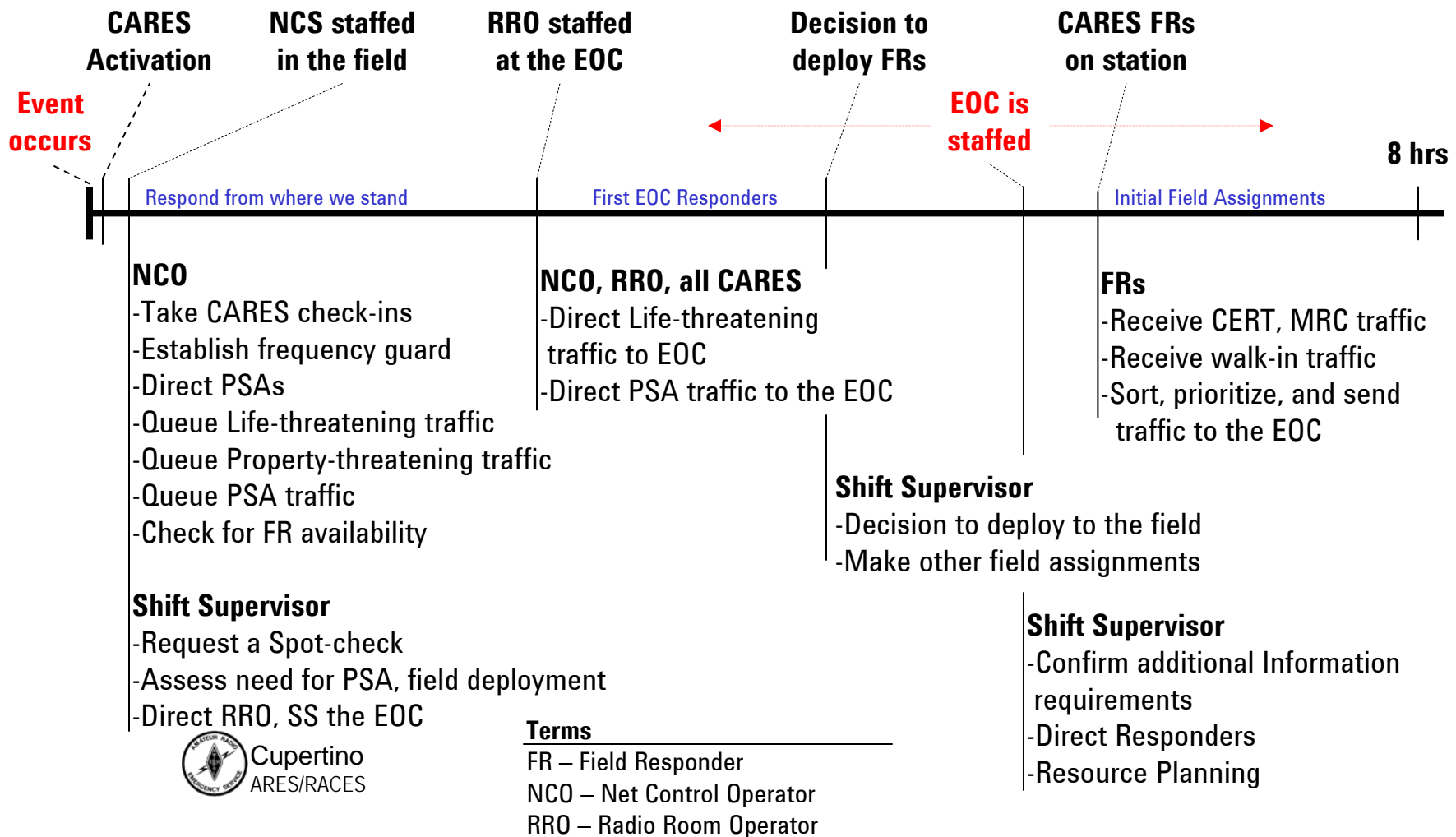
City Staff	<ul style="list-style-type: none">• Inspect City facilities
County Fire	<ul style="list-style-type: none">• Fire suppression• Search and Rescue
County Sheriff	<ul style="list-style-type: none">• Public Safety• Law and Order
CERT, MRC	<ul style="list-style-type: none">• CERT operations (SAR, medical, care and shelter, etc.) and support for:<ul style="list-style-type: none">– Organized neighborhoods– Area Ark activities
CARES	<ul style="list-style-type: none">• Preliminary Safety Assessment• Emergency field comm support• Infrastructure Safety Assessment

CARES response assignments

Preliminary Safety Assessment	CARES collects and reports information about the state of the city immediately after a city-wide emergency or disaster occurred.
Infrastructure Safety Assessment	CARES observes and reports information about selected Cupertino critical facilities that are deemed to be important to the City or other named Served Agencies.
Field Response	CARES members respond and operate in a field assignment during a declared emergency.

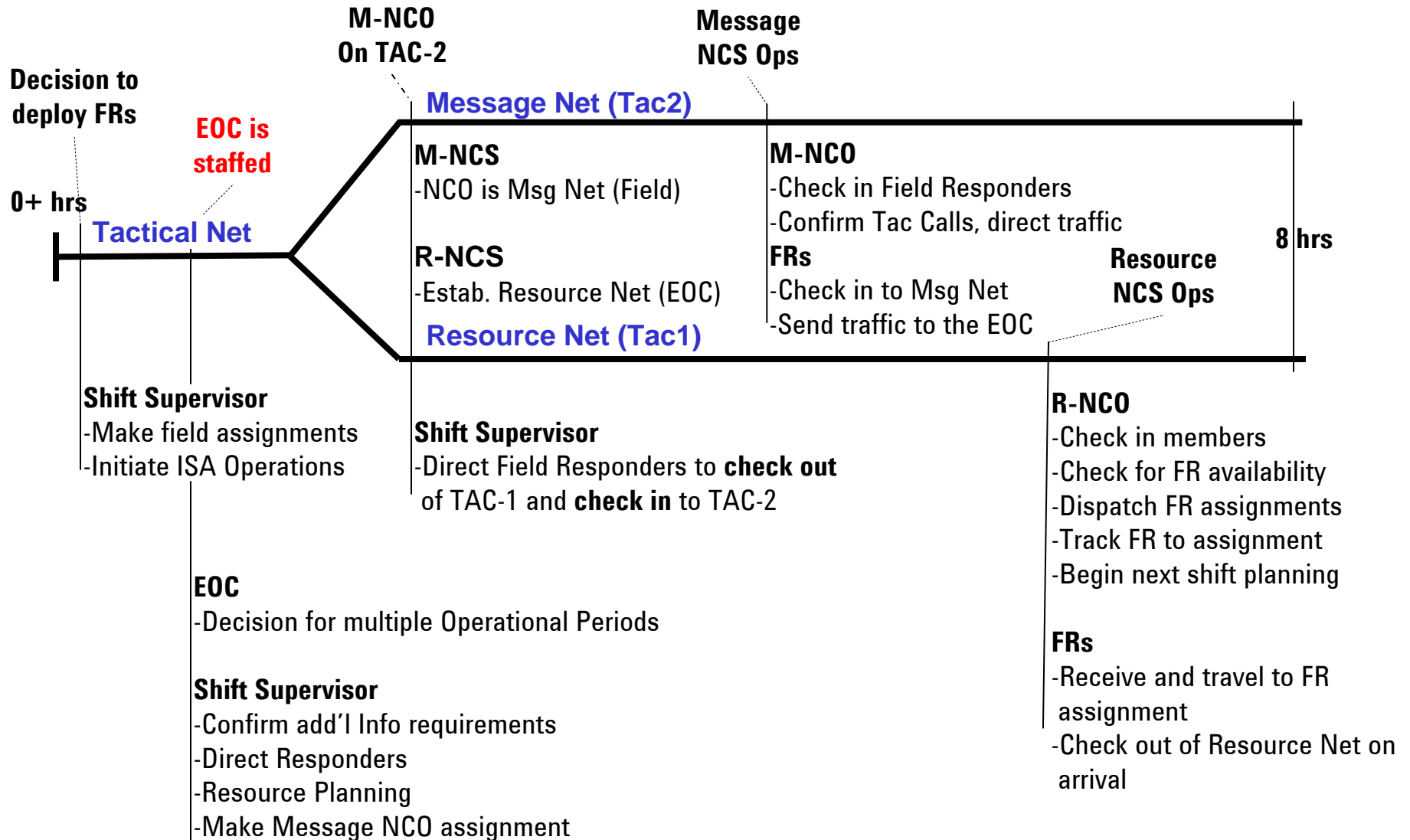
Field Operations

Initial Response Operations



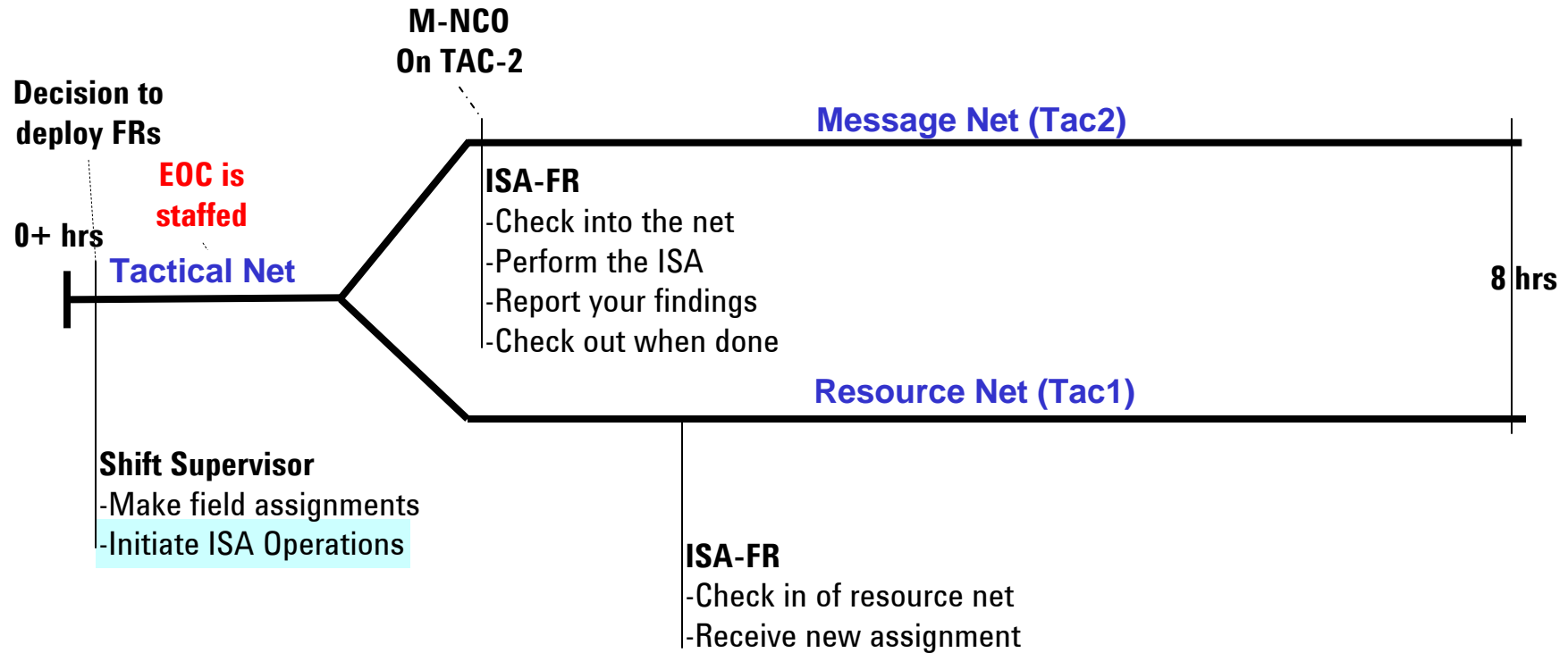
Field Operations

Extended Response Ops – Resource Management



Field Operations

Extended Response Ops – ISA Management



Resource Net specifics

- Check into the Resource net (Tac-1, 147.570)
- State your availability
- If scheduled for a later shift, check out and come back 30 minutes prior to your shift.
- When given an assignment, STAY on the RESOURCE Net until you arrive. Then
 - Check out of the Resource Net
 - Check into the Message Net
- When done with your assignment...
 - Check out of the Message Net
 - Check into the Resource Net
 - Stay on the Resource Net until you return home, then check out of the Resource Net

Preliminary Safety Assessment

What is it?

Situation

- The Cupertino EOC needs a rapid assessment of the state of the city so that response resources can be assigned to have the maximum impact.
- During city-wide disasters, regular communications channels may be disrupted, leaving EOC decision-makers with little information to go on.

Preliminary Safety Assessment

What is it?

Response

- CARES is chartered to provide Preliminary Safety Assessment (PSA) information when a disaster occurs.

Definition

- A PSA report occurs early in an emergency. While information may be fragmented and incomplete, whatever data is available will provide the City with a preliminary assessment of the damage so the EOC can determine the best response that must be made to save lives, protect property, and speed the recovery.
- Early Safety Assessment reports should not be delayed by getting mired in detail in an effort to obtain more extensive assessment information.

Preliminary Safety Assessment

When do we do it?

Self-evident Events

- Earthquakes... These events have the potential significant damage throughout the Bay Area.

Non-evident Events

- Flooding... May be localized to a specific area
- Man-made disasters...
- Whenever requested by the EOC

Authorization to activate

Cupertino Amateur Radio Emergency Service
PART 2 Procedures

Standard Operating Procedures

9.1.2 Self-announcing Natural Disasters

The following direction is authorized per the following reference:
Emergency Operations Plan, City of Cupertino, Part I Basic Emergency Plan, Section XI Volunteers and Disaster Service Workers, page 43.

- During self-announcing natural disasters, CARES members may self-dispatch and commence windshield surveys to provide situation status and Preliminary Safety Assessments provided it is safe to do so.
- CARES members may also respond to Mutual Aid requests and may become part of the Santa Clara County Operational Area ARES/RACES team.
- For all other events (natural and man-made), requests for DSWs will be announced via telephone, courier, radio, and television.
- Volunteers will not respond to any act of terrorism unless specifically requested by the EOC or their City contact person.



The PSA Process

1. Once the shaking stops...

Take care of yourself...

... your family...

- Determine the condition of your family; apply first aid if necessary.
- Determine the structural soundness of your home; evacuate if necessary.

The PSA Process

2. Check into the Net

- Turn on your radio and listen.
- If you are the first person on the frequency and have the capability to perform as an Net Control Operator, establish the CARES Emergency Net, or...
- Check in to the net when check-ins are requested.
- Participate in the “spot-check” (was the event bad enough for CARES to initiate the PSA?)

The PSA Process

3. Collect the data...


- Perform the PSA...
 - What you do depends on your situation.
 - Do not put your personal safety at risk.
 - Do not exceed your physical ability to perform the assessment.

- Collect information on...
 - Injuries
 - Structure damage
 - Hazards
 - Access
 - Number of houses surveyed

- using...
 - Preliminary Safety Assessment Form

COES 203 Preliminary Safety Assessment Form – Field

Assessment Date/time:				Street: _____ Between _____ and _____	
Performed by:				Map Coordinates (Chamber Map):	
Command Post Location:				Number of Units Surveyed:	
Ref	Category	Subcategory	Count	Notes/Addresses (use back of page if necessary)	
1.1	Injuries, Minor	Able to walk away from the incident			
1.2	Injuries, Delayed	Regular breathing, and Capillary refill <2 sec, and Answers questions, responds to commands		Address:	
1.3	Injuries, Immediate	Rapid Breathing >30/min, or capillary refill >2 sec, or Confused, disoriented		Address:	
1.4	Injuries, Presumed Dead	Unconscious, no respiration		Address:	
2.1	Structure, Light Damage	• Superficial Damage • Broken Windows • Cracked or fallen plaster • Main damage is to contents			
2.2	Structure, Moderate Damage	• Large amount of cracking on exterior • Small cracks around doors and foundations • No outward sign of structural damage		Address:	
2.3	Structure, Heavy Damage	• Partial or full collapse • Building is off foundation • Structural damage to the building		Address:	
3.1	Hazards	Fire, any situation, note if extinguished		Address:	
3.2	Hazards	Gas Leaks		Address:	
3.3	Hazards	Sewer Leaks		Address:	
3.4	Hazards	Water Main Breaks		Address:	
3.5	Hazards	Electrical Power, Lines Down. Power in the neighborhood?			
4.1	Access	Roads blocked Other Obstructions			



COES 203 Preliminary Safety Assessment Form – Field

Assessment Date/time:				Street:	Between	and
Performed by:				Map Coordinates (Chamber Map):		
Command Post Location:				Number of Units Surveyed:		
Ref	Category	Subcategory	Count	Notes/Addresses (use back of page if necessary)		
1.1	Injuries, Minor	Able to walk away from the incident				
1.2	Injuries, Delayed	Regular breathing, and Capillary refill <2 sec, and Answers questions, responds to commands		Address:		
1.3	Injuries, Immediate	Rapid Breathing >30/min, or capillary refill >2 sec, or Confused, disoriented		Address:		
1.4	Injuries, Presumed Dead	Unconscious, no respiration		Address:		
2.1	Structure, Light Damage	<ul style="list-style-type: none"> • Superficial Damage • Broken Windows • Cracked or fallen plaster • Main damage is to contents 				
2.2	Structure, Moderate Damage	<ul style="list-style-type: none"> • Large amount of cracking on exterior • Small cracks around doors and foundations • No outward sign of structural damage 		Address:		
2.3	Structure, Heavy Damage	<ul style="list-style-type: none"> • Partial or full collapse • Building is off foundation • Structural damage to the building 		Address:		
3.1	Hazards	Fire, any situation, note if extinguished		Address:		
3.2	Hazards	Gas Leaks		Address:		
3.3	Hazards	Sewer Leaks		Address:		
3.4	Hazards	Water Main Breaks		Address:		
3.5	Hazards	Electrical Power, Lines Down. Power in the neighborhood?				
4.1	Access	Roads blocked Other Obstructions				

The PSA Process

4. Prepare your Message

- *Message ID* -- Assigned by the Net Control Operator
- **Precedence** -- determines the urgency of the message (Emergency, Urgent, Routine, Health & Welfare)
- *Destination* -- If omitted, deliver to EOC Planning or Ops Section
- *Date/Time* -- Time the message was created. If omitted, receiving station enters the Date/Time the message was received.
- *Subject* – If omitted, “PSA”
- **The Message** -- PSA Report... numbers only
Emergency Traffic... nature and location

Message Handling

4a. Precedence (Priority)

- **Emergency** -- Life-threatening: Situations, reports, and updates that might directly result in deploying or prioritizing resources for an incident involving life-saving efforts. When in doubt, **DO NOT** use this designation.
- **Urgent** -- Property threatening: Situations and reports of new threats, revised flood projections, wind direction changes in a major fire, and reports of additional damage from earthquake aftershocks suggesting additional rescue efforts or surveillance.
- **Routine** – PSA reports, correspondence between agency representatives, material and logistics messages, routine resource requests, shift planning, relief requests, etc.
- **Health & Welfare** -- Includes welfare inquiries

Message Handling

What it sounds like - *Sending a PSA Report*

KN6PE: "Net Control, this is KN6PE with PSA Traffic for the EOC"

NCS: *KN6PE acknowledged. EOC, are you ready to copy PSA traffic?*

EOC: "EOC is ready"

NCS: *KN6PE, your message number is 30. Send your traffic to the EOC.*

KN6PE: "EOC, This is KN6PE with PSA Traffic, message #30. Break"

EOC: "OK, Continue"

KN6PE: "PSA Message is: Section one: 8, 0, 3, 0. Break"

EOC: "OK, Continue"

KN6PE: "Section two: 11, 5, 1. Break"

EOC: "OK, Continue"

KN6PE: "Section three: 1, 0, 3, 1, 0. Break"

EOC: "OK, Continue"

KN6PE: "Section four: 0. Houses surveyed is 24. End of Message. This is KN6PE"

EOC: "Acknowledged. This is EOC, KE6QPT back to net."

NCS: *This is KD6TQJ, Net Control for the Cupertino Emergency Net. Other stations with any traffic, please identify now.*

Message Handling

4b. Precedence (Priority)

Handling Mixed Urgency Messages

- If you have a mix of different message priorities, deliver the specific message priority (EMERGENCY and URGENT) when called.
- Deliver the balance of the report (ROUTINE and Health and Welfare) when called.

What is required for an ISA?

Infrastructure Safety Assessment

People: The CARES or CCC members responsible for performing an ISA

Infrastructure Assets: The list of things that the city wants to know about as soon as possible

ISA Process: The procedure that describes how CARES will collect and report information about the Infrastructure assets to the city after a city-wide emergency or disaster has occurred.

***** What do we do in the Field?**

***** What do we do at the EOC?**

ISA Management

Field View

1. ISA Assignment Sheet

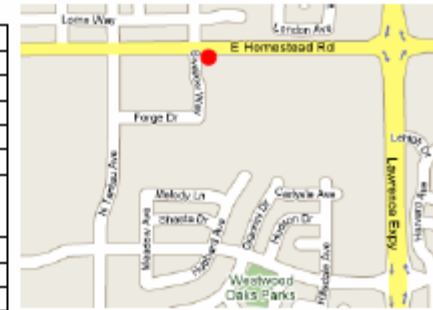
- Identifies the item or structure to be assessed.
- Detailed description (as best possible)
- Description of the Nominal conditions, and what to confirm and report.
- Map and pictures when available



Infrastructure Safety Assessment

IDENTIFICATION

ISA ID:	SAN-47
ISA Name:	Pump Station #1, Metering
Description:	
Operator:	Cupertino Sanitary District
Contact:	(408) 253-7071, (408) 299-2507
Cupertino Grid:	B10
Address:	SE corner of Homestead Road & Swallow Drive (1 block east of Tantau)
Cross-street:	
Latitude:	37.3377
Longitude:	122.00232
Observation Point:	



DETAILED DESCRIPTION

This is a metering station that consists of the following:

1. Well Access (ground-level box with access lid)
2. Meter pedestal, PGE meter, phone number plate includes the following: (408) 253-7071, (408) 299-2507

...and no others



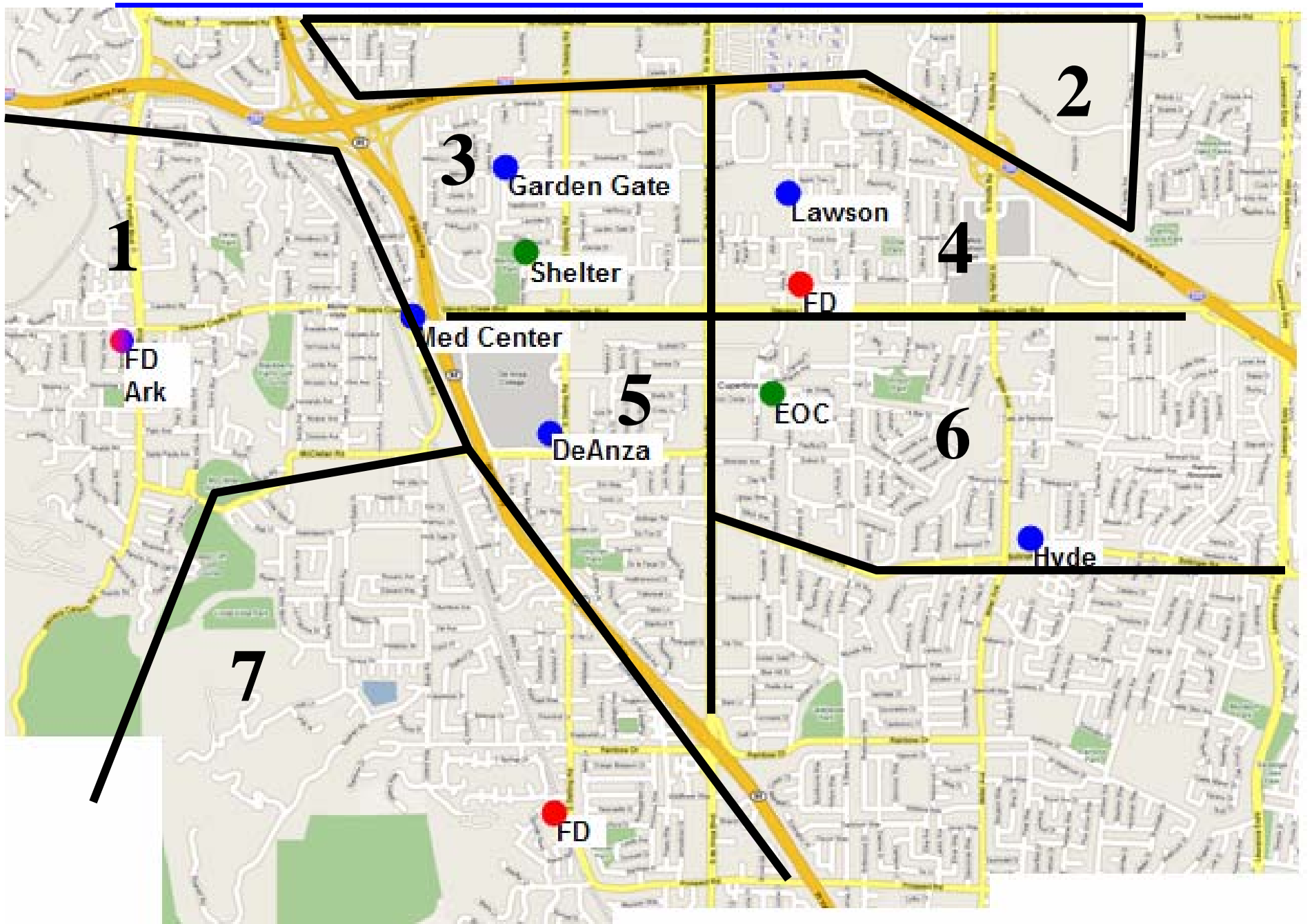
NOMINAL CONDITION –Confirm/What to Report

1. Pedestal and well access are in place.
2. No surrounding surface or structural cracks or deformations.
3. No spillage or discharge from the well or surrounding area.



Optimizing the response

- Where are the known response sites?
- Where are CARES members?
- Pre-planning deployments to minimize travel



ISA specifics

1. Wait for an assignment to be dispatched to an ISA site
2. If you are the first to arrive, request the ISA box combination, and if others are responding.
3. On arrival, request the Key Code from the EOC for this ISA Drop Box
4. Enter the Key Code combination & remove the ISA Drop Box key
5. Unlock the ISA Drop Box and remove the ISA Packages
6. Lock the ISA Drop Box, and return the ISA Drop Key in the Key Lock
7. Do not leave without a buddy; never travel alone

ISA specifics

8. Review the ISA Assignment sheet for details on individual locations, points for observation, and expected nominal conditions.
9. On arrival at an ISA Assignment location, inspect the item in question and the general area for unusual conditions or safety hazards.
10. When done with the inspection, update the ISA Control Log.
11. Report the following to the EOC:
 - The ISA Identifier just surveyed
 - State that either (a) All conditions normal, or (b) the problems or abnormal conditions that you observe.
12. Proceed to the next ISA Assignment.

Staffing for the PSA

Deploy these positions	If you have this many people																			
	1	2	3	4	5	6	7	8	9	10	11	12	13	14	15	16	17	18	19	20
NCO, Resource (Field)	1	1	1	1	1	1	1	1	1	1	1	1	1	1	1	1	1	1	1	1
Shift Supervisor (Field)		1	1	1																
PSA - Where you stand			1	1	2	3	4	5	5	6	7	8	9	10	11	12	13	14	15	16
Shift Supervisor (EOC)				1	1	1	1	1	1	1	1	1	1	1	1	1	1	1	1	1
RRO, CARES					1	1	1	1	1	1	1	1	1	1	1	1	1	1	1	1
NCO, Message (Field)									1	1	1	1	1	1	1	1	1	1	1	1
Stand-by																				

Notes

- Staff positions need to perform the PSA as well, even if the sample size is small
- ...

Field/ISA staffing – Day time

Deploy these positions during the day	If you have this many people																			
	1	2	3	4	5	6	7	8	9	10	11	12	13	14	15	16	17	18	19	20
RRO, CARES	1	1	1	1	1	1	1	1	1	1	1	1	1	1	1	1	1	1	1	1
Shift Supervisor		1	1	1	1	1	1	1	1	1	1	1	1	1	1	1	1	1	1	1
Ark, Cupertino Medical Center			1	1	1	1	1	1	1	1	1	1	1	1	1	1	1	1	1	1
Ark, DeAnza				1	1	1	1	1	1	1	1	1	1	1	1	1	1	1	1	1
Ark, Garden Gate					1	1	1	1	1	1	1	1	1	1	1	1	1	1	1	1
NCO, Message						1	1	1	1	1	1	1	1	1	1	1	1	1	1	1
NCO, Resource							1	1	1	1	1	1	1	1	1	1	1	1	1	1
Ark, Hyde Middle School								1	1	1	1	1	1	1	1	1	1	1	1	1
Ark, Lawson Middle School									1	1	1	1	1	1	1	1	1	1	1	1
Ark, Monta Vista Fire										1	1	1	1	1	1	1	1	1	1	1
Fire Station, Seven Springs											1	1	1	1	1	1	1	1	1	1
Fire Station, Cupertino												1	1	1	1	1	1	1	1	1
Quinlan Shelter													1	1	1	1	1	1	1	1
ISA - Monta Vista Fire														1	2	3	3	3	3	3
CuSD Relay																	1	1	1	1
ISA - Seven Springs Fire																		1	1	1
ISA - Cupertino Fire																			1	1
RRO, County																				

Field/ISA staffing – Night time

Deploy these positions during the night	If you have this many people																			
	1	2	3	4	5	6	7	8	9	10	11	12	13	14	15	16	17	18	19	20
RRO, CARES	1	1	1	1	1	1	1	1	1	1	1	1	1	1	1	1	1	1	1	1
Shift Supervisor		1	1	1	1	1	1	1	1	1	1	1	1	1	1	1	1	1	1	1
Ark, Cupertino Medical Center			1	1	1	1	1	1	1	1	1	1	1	1	1	1	1	1	1	1
Ark, DeAnza				1	1	1	1	1	1	1	1	1	1	1	1	1	1	1	1	1
Fire Station, Seven Springs					1	1	1	1	1	1	1	1	1	1	1	1	1	1	1	1
NCO, Message						1	1	1	1	1	1	1	1	1	1	1	1	1	1	1
Ark, Monta Vista Fire							1	1	1	1	1	1	1	1	1	1	1	1	1	1
Fire Station, Cupertino								1	1	1	1	1	1	1	1	1	1	1	1	1
Ark, Garden Gate									1	1	1	1	1	1	1	1	1	1	1	1
Ark, Hyde Middle School										1	1	1	1	1	1	1	1	1	1	1
Ark, Lawson Middle School											1	1	1	1	1	1	1	1	1	1
Quinlan Shelter												1	1	1	1	1	1	1	1	1
NCO, Resource													1	1	1	1	1	1	1	1
ISA - Cupertino Fire																				
ISA - Monta Vista Fire																				
ISA - Seven Springs Fire																				
CuSD Relay																				
RRO, County																				

CARES Drill – 1st 8 hours

S.E.T. Drill

- When: Saturday, 3-Nov, 8:30am to 2:30pm
- Where: Start from your home location
- Who: All CARES members
- What:
 1. For the PSA, Develop a damage scenario that you think would be typical of your neighborhood.
- How:
 1. Net is called at 8:30a, take check-ins
 2. Simulate going through the assessment process; Use the PSA data collection form.
 3. State availability for a field assignment
 4. OK if you can only participate for a few hours,
 5. Deploy for ISAs, Field Assignments
 6. Field message simulation at Ark sites
 7. If you have a Buddy, bring him/her!

