



ARRL Field Day 2021

C.A.R.E.S. Operation

June 26 - 27, 2021



Agenda

- What is Field Day?
- Promotions
- CARES Field Day – A Time To Adapt
- CARES Field Day Plan
- Operational Schedule
- Volunteers



What is Field Day?

- An annual ARRL sponsored 24-hour event held on the fourth full weekend of June
- Field Day Objectives
 - To setup communication operations “under abnormal situations in less than optimal conditions.”
 - To work as many stations as possible in Region 2 and beyond
 - Demonstrate to the public what amateur radio service is about and how it can serve them in times of crisis and disasters
 - Public showing of how CARES prepares and serves our community



CARES Field Day Promotion

- Cupertino Scene
- Cupertino.org Event Calendar
- Cupertino AM Radio 1670KHz
- Invitations have been sent to:
 - Mayor Darcy Paul and Cupertino City Council
 - ARRL Section Manager and Vice Director
 - James Armstrong (NV6W) ARRL Section Manager
 - Kristen McIntyre (K6WX) ARRL Vice Director



CARES Field Day – A Time To Adapt

- COVID-19 has changed nearly every aspect of life as we know it
 - Social Distancing of six feet or greater
 - Small group gatherings of no more than 10 people
 - No station coaches including GOTA
 - No public setup or public displays
- CARES Field Day will operate as a virtual event
- Field Day 2022 will hopefully operate at a physical location



CARES Field Day – A Time To Adapt

A quote from an ARRL Field Day article:

“With any emergency preparedness exercise, it’s not about adapting the situation to your operation, it’s about adapting your operation to the situation that presents itself.”

Therefore, this year’s Field Day objectives are:

- For all participating CARES members to have fun
- Keep people from getting sick
- Adapt our operations to the current situation



CARES Field Day – A Time To Adapt

- Today, Cupertino EOC is activated for COVID-19 at level 3 (situation monitoring) with no one physically present at any city EOC facility but is being conducted virtually
- Therefore, CARES will operate a virtual Field Day to parallel a virtual EOC operation
 - No physical setup
 - No GOTA station
 - No city activation number required
 - Sadly, no donuts, no lunch or drinks will be provided
- All clubs and groups are working out how they will operate on Field Day



CARES Field Day – A Time To Adapt

Rule changes from Field Day 2020 apply in 2021:

- Two Field Day rule waivers or variances published for Field Day 2021 driven by the COVID-19 Pandemic carried over from 2020
 - **1) For Field Day 2021 only, Class D stations may work all other Field Day stations, including other Class D stations, for points.**
 - **2) In addition, for 2021 only, an aggregate club score will be published, which will be the sum of all individual entries indicating a specific club (similar to the aggregate score totals used in ARRL affiliated club competitions).**
- Class D and E stations **NOT** to exceed **150 watts PEP**



CARES Field Day – A Time To Adapt

How do the two rules affect CARES Field Day?

- The first rule allows any home station operating as class D (home station) to work all Field Day stations including other class D home stations
- In previous years, class D stations could work class A, B, C, E and F but not any class D stations
- This waiver allows for more contacts to be made



CARES Field Day – A Time To Adapt

How do the two rules affect CARES Field Day?

- The second rule effectively removes the 1,000 foot diameter circle requirement, but...
 - Each participant operates from home, mobile, etc. and uses their **own call sign**
 - Each participant will assume their own **class and ARRL/RAC section**
 - Each participant **logs their own contacts**
 - Each participant submits their own Field Day entry using the Field Day web submission form:
 - <https://field-day.arrl.org/fdentry.php>
 - Each participant enters “**CUPERTINO ARES**” on the web submission form field labeled “Club or group name”

Cupertino ARES/RACES



CARES Field Day

ARRL Class

- Class A: Club or Group of 3 or more persons
- Class B: No more than two persons typically running on battery power or non-commercial power
- Class C: Mobile -- vehicle, marine mobile, aeronautical mobile
- Class D: Home station running on commercial main power
- Class E: Home station running on emergency power
- Class F: Emergency Operation Center (EOC) – CARES operates in this class
- The number preceding the class designator is the number of transmitters operating simultaneously
 - Eg: 2F = 2 transmitters operating in class F
 - Eg: 1E = 1 transmitter operating in class E



CARES Field Day

ARRL Section / RAC section

- ARRL / RAC section is an abbreviation of the section (geographic region) you are operating from
 - RAC: Radio Amateur of Canada
- ARRL Sections in San Francisco Bay Area:
 - SF: San Francisco
 - EB: East Bay
 - SCV: Santa Clara Valley
- All ARRL / RAC sections can be found in the ARRL Field Day 2021 packet (in PDF)



CARES Field Day

What bands can be used for Field Day?

- All work bands
 - Includes: 160m, 80m, 40m, 20m, 15m, 10m, 6m, 2m, 440
 - Excludes: 60m, 30m, 17m and 12m
- Modes:
 - Digital
 - CW, PSK31, RTTY, FT8, FT4, Packet
 - Non-Digital
 - SSB phone, FM Voice



CARES Field Day

What types of contacts do NOT count for Field Day points?

- Any contacts made using repeaters
 - No contacts via FM repeaters, IRLP, Echolink, DMR
- Contacts made via Satellite are exempt



CARES Field Day

Field Day has arrived, you need to:

- Decide what class you will operate as and the number of transmitters, once you start you cannot change
 - Example: 1D – Home station commercial power (“one delta”)
 - Example: 1E – Home station emergency power (“one echo”)
- Your ARRL section will most likely be SCV – Santa Clara Valley
- Your exchange will then be:
 - Your callsign, Class, Section
 - Example: KI6LDM, 1E (“One Echo, Sierra Charley Victor”)
- REMEMBER: Class D stations can work all Field Day classes including other class D stations per the first rule waiver



CARES Field Day

Field Day Exchange Example for Voice

KI6LDM> CQ Field Day, CQ Field Day, Kilo India Six Lima Delta Mike, QRZed:

KN6PE> Kilo November Six Papa Echo

KI6LDM> Kilo November Six Papa Echo, One Echo, Sierra Charley Victor

KN6PE> One Delta, Sierra Charley Victor

KI6LDM> Thanks, CQ Field Day, CQ Field Day, Kilo India Six Lima Delta Mike, QRZed:

KK6EWQ> Kilo Kilo Six Echo Whisky Quebec

KI6LDM> Kilo Kilo Six Echo Whisky Quebec, One Echo, Sierra Charley Victor

KK6EWQ> One Charley, Sierra Charley Victor

KI6LDM> Thanks, CQ Field Day, CQ Field Day, Kilo India Six Lima Delta Mike, QRZed:

You will often hear “Please copy...*class section*”

Use of phonetics are very important especially on HF SSB



CARES Field Day

What if I only have a 2m/440 HT?

- Field Day is for **every ham** that wants to participate, and we encourage you to join in on the fun!!
- Your exchange will be 1B SCV
- Its expected that there will be a lot more 2m/440 participants this year AND you can claim the 5X power multiplier for operating 5 watts or less from your HT
- Use the 2m simplex frequencies: 146.460, 146.505, 146.520, 146.535 to make contacts. National calling frequency: 146.52
 - See <http://www.portcars.org/wp/wp-content/uploads/2011/09/2-Meter-BandPlan.pdf>
- Use the 440 band as well
- Just don't use any repeaters for making Field Day contacts
- Don't forget to log your contacts



CARES Field Day

HF band Plan depending on propagation

Time PDT	Band	Mode	Remarks
1100	20m	CW, FT8,SSB	This is the most popular band
1200	20m	CW, FT8,SSB	
1300	20m	CW, FT8,SSB	Check both 15m and 10m, look for FT8 signals
1400	20m	CW, FT8,SSB	Check 15m
1500	20m	CW, FT8,SSB	Try the “take a nap band”, there might be good propagation
1600	20m	CW, FT8,SSB	Check 40m, also 10m has been known to have short openings
1700	20m	CW, FT8,SSB	Check 40m
1800 - 2000	20m,40m	CW, FT8,SSB	Check 80m
2000 - 2300	20m,40m,80m	CW, FT8,SSB	20m usually dies at this point
2300 - 0600	40m,80m	CW, FT8,SSB	40m and 80m should be strong, or try the “Go to sleep” band
0600	20m, 40m	CW, FT8,SSB	
0700	20m,40m	CW, FT8,SSB	80m will start to die
0800	20m,40m	CW, FT8,SSB	
0900	20m	CW, FT8,SSB	Check 15m and 10m
1000	20m	CW, FT8,SSB	
1100			GAME OVER



CARES Field Day

Digital Modes

- CW, PKS31, RTTY, FT8, FT4
- Digital contacts are worth 2 points each
- The most popular digital mode for this year's Field Day will be FT8 and FT4
 - Requires WSJT-X version 2.3.0 for Windows 10 and Linux
 - Has a built-in logging feature
 - Can be used on HF, 6m, 2m
 - For Field Day operations, configure WSJT-X for Field Day and enter your class and section
 - File -> Settings -> Advance, check the box for Special operating activity, then select ARRL Field Day, then enter your class and ARRL/RAC section i.e., 1E SCV



CARES Field Day

Logging for Field Day

- There are a number of logging programs
 - N1MM+ Free
 - WriteLog \$30.00
 - N3FJP \$9.00
 - Microsoft Excel can also be used to log contacts
- It is not required to submit Cabrillo or ADIF logs for Field Day
- You do not need to have an account on Logbook of the World
- Log your contacts in whatever way works best for you
- WSJT-X has a built-in logging feature
- After Field Day, sort your contacts by band and mode



CARES Field Day

Logging for Field Day

- Required information to log
 - Band the contact was made on (or frequency)
 - Date
 - Time (UTC)
 - Mode i.e., CW, LSB / USB, FM, PSK31, FT8, FT4
 - Station worked call sign
 - Exchange received: Class I, e., 1D OR, 2B AB, 1E STX
- Most logging programs provide a Field Day specific logging feature



CARES Field Day

51								
52	20m @100w	Mode=USB						
53								
54	Frequency (MHz)	Date	Time (UTC)	Call Sign	Class	Section	Youth	Comments
55	14.3400	6/22/2019	18:05	KU6S	4A	EB		
56	14.3450	6/22/2019	18:16	K5SSR	1A	NM		
57	14.3450	6/22/2019	18:20	K7OJI	2A	ID		
58	14.3450	6/22/2019	18:22	K7OPP	1A	EWA		
59	14.3450	6/22/2019	18:25	KC7PCL	1D	NM		
60	14.3450	6/22/2019	18:28	K6EI	9A	SCV		
61	14.3450	6/22/2019	18:31	K7BWJ	1D	NV		
62	14.2580	6/22/2019	18:41	W7OXB	1D	WWA		
63	14.2710	6/22/2019	18:52	W7BI	3A	WWA		
64	14.3470	6/22/2019	18:59	N7UW	2A	WY		
65	14.2875	6/22/2019	19:55	K7WA	3A	UT		
66	14.2500	6/22/2019	19:57	K7DAV	3A	UT		
67	14.2960	6/22/2019	20:02	K7CAR	1B	UT		
68	14.8425	6/22/2019	20:11	W7MOT	2A	AZ		
69	14.2575	6/22/2019	20:16	VE6AO	1D	AB		
70	14.2360	6/22/2019	20:36	N7W	2A	WY		
71	14.2780	6/22/2019	20:49	W0DK	3A	CO		
72	14.2800	6/22/2019	20:55	W5NOR	3F	OK		
73	14.2380	6/22/2019	21:01	K7K	4A	AZ		
74	14.3030	6/22/2019	21:10	W6YX	2F	SCV		
75	14.2590	6/22/2019	21:15	VE7PCE	2A	BC		
76	14.1930	6/22/2019	21:20	AK7RM	1D	AZ		
77	14.2165	6/22/2019	21:20	W0BX	1E	CO		
78	14.2800	6/22/2019	23:35	W1DGL	1B	AZ		
79	14.3070	6/22/2019	23:35	W6SJC	2A	SCV		
80	14.2379	6/22/2019	23:43	W7SP	3A	UT		
81	14.1995	6/22/2019	23:50	W7XP	1A	UT		
82	14.3300	6/22/2019	23:58	NM5HD	2A	NM		
83	14.3380	6/23/2019	0:00	K0PRA	2A	CO		
84	14.2570	6/23/2019	0:01	N6IPD	2A	ORG		
85	14.2230	6/23/2019	0:02	W6TOI	3A	LAX		
86	14.9960	6/23/2019	0:04	K7BNR	6A	ID		
87	14.2740	6/23/2019	0:06	W5WX	5A	WTX		
88	14.2890	6/23/2019	0:08	K0RV	3A	CO		
89								
90								
91	Total		34					



CARES Field Day

	A	B	C	D	E	F	G	H	I
1									
2	Club Call Sign	K6KP							
3									
4	15m @100w	Mode=FT8	All FT8 QSOs made on battery power						
5									
6									
7	Frequency (MHz)	Date	Time (UTC)	Club Call Sig	Club Category	Club Section	Call Sign Worked	Class	Section
8	21075.00	6/22/2019	1924	K6KP	3F	SCV	N6H	3A	EB
9	21074.00	6/22/2019	1927	K6KP	3F	SCV	KK7ER	1D	OR
10	21075.00	6/22/2019	2009	K6KP	3F	SCV	K0PRA	2A	CO
11	21075.00	6/22/2019	2013	K6KP	3F	SCV	K0PRA	2A	CO
12	21076.00	6/22/2019	2016	K6KP	3F	SCV	KD5C	3A	WTX
13	21074.00	6/22/2019	2051	K6KP	3F	SCV	N4TUR	1D	SFL
14	21075.00	6/22/2019	2100	K6KP	3F	SCV	AA7V	1D	AZ
15	21075.00	6/22/2019	2105	K6KP	3F	SCV	K6EI	9A	SCV
16	21074.00	6/22/2019	2109	K6KP	3F	SCV	K0PRA	2A	CO
17	21074.00	6/22/2019	2114	K6KP	3F	SCV	WX7XX	2A	ID
18	21075.00	6/22/2019	2122	K6KP	3F	SCV	WT5ARC	2F	WTX
19	21075.00	6/22/2019	2132	K6KP	3F	SCV	W7YS	3A	AZ
20	21075.00	6/22/2019	2135	K6KP	3F	SCV	WT5ARC	2F	WTX
21	21075.00	6/22/2019	2138	K6KP	3F	SCV	KN5S	2D	STX
22	21075.00	6/22/2019	2140	K6KP	3F	SCV	KN5S	2D	STX
23	21075.00	6/22/2019	2143	K6KP	3F	SCV	K7K	4A	AZ
24	21075.00	6/22/2019	2152	K6KP	3F	SCV	W6CUS	2A	EB
25	21075.00	6/22/2019	2154	K6KP	3F	SCV	AK7AT	2E	ID
26									
27									
28	Total		18						
29									



CARES Field Day

Field Day 2021 is over, time to submit your entry

1. Collect any supporting documents to support any claimed bonus points
2. Total up your contacts by band and by mode
3. Package up your logs (hopefully they are on your computer)
4. Go to <https://field-day.arrrl.org/fdentry.php>
5. Enter YOUR call sign, your location in the ARRL/RAC section drop-down list
6. On the form “Club or group name”, enter “**CUPERTINO ARES**”
7. Enter the number of participants and simultaneous transmitters
8. Check the class you operated as: B, C, D, or E
9. Check the Power Sources, all that apply



CARES Field Day

Field Day 2020 is over, time to submit your entry

9. For bonus points, only check the ones you did i.e., copy the W1AW bulletin and attach any supporting documents/files
10. Enter your QSO counts by band and mode per the table in the form
11. Do not enter anything for GOTA
12. Double check your information
13. Provide your name, call sign and email to confirm
14. If all is correct, click Submit Entry
15. Add any further comments as you wish
16. You will receive an email with your total score and breakdown.
The email will contain a link for making changes if necessary.

Entries must be submitted **with in 30 days of Field Day**




CARES Field Day

← → ↻ field-day.arrl.org/fieldentry.php

2020 Field Day Entry

Attention! Entries for the 2020 Field Day are not being accepted until its start at 2020-06-27 18:00:00







Complete this form to submit your Field Day Entry to the ARRL for review and tabulation. You can access a help page by clicking on  next to an item on the form. **Note:** You can select documentation files for upload the documents at a later time. Each document can not be larger than 6 MB.

Call Used  GOTA Station Call  Location

Club or Group Name 

Number of Participants  Number of Transmitters in simultaneous operation 

Entry Class (check only one):

- A. Club or non-club group portable 
- B. 1 or 2 person non-club group portable  List of calls of operators:
- C. Mobile 
- D. Home station commercial power 
- E. Home station emergency power 
- F. EOC station 

Power Source (check all that apply):

- Generator Commercial mains Battery Solar Other (list)

Power Multiplier (check only one):

- 5 watts or less and battery powered = 5x
- 150 watts or less = 2x
- Over 150 watts = 1x



CARES Field Day

Bonus Points claimed: Check each box as appropriate and include required proof of points with your submission. All bonus points will be verified at ARRL HQ and added to your score.

<input type="checkbox"/> 100% emergency power i	
<input type="checkbox"/> Media publicity i	Upload documentation: <input type="button" value="Choose File"/> No file chosen
<input type="checkbox"/> Public location i	
<input type="checkbox"/> Public information table i	Upload documentation: <input type="button" value="Choose File"/> No file chosen
<input type="checkbox"/> Formal message to ARRL SM/SEC i	Upload documentation: <input type="button" value="Choose File"/> No file chosen
<input type="checkbox"/> W1AW Field Day message i	Upload documentation: <input type="button" value="Choose File"/> No file chosen
<input type="checkbox"/> Formal messages handled i — No. <input type="text"/>	Upload documentation: <input type="button" value="Choose File"/> No file chosen
<input type="checkbox"/> Satellite QSO (automatically determined)	
<input type="checkbox"/> Natural power QSOs completed i	Upload documentation: <input type="button" value="Choose File"/> No file chosen
<input type="checkbox"/> Site visit by invited elected official i	
<input type="checkbox"/> Site visit by invited served agency official i	
<input type="checkbox"/> Educational activity i	
<input type="checkbox"/> Youth participation i	
Number of youth participants completing at least 1 QSO: <input type="text"/>	
Total number of youth participants: <input type="text"/>	
<input type="checkbox"/> GOTA bonus (automatically determined)	
<input type="checkbox"/> Submitted entry online (automatically determined)	
<input type="checkbox"/> Safety officer i	Upload documentation: <input type="button" value="Choose File"/> No file chosen
<input type="checkbox"/> Social media i	

Note: Bonus points for satellite QSO, GOTA QSOs and web submission will be automatically determined from info entered elsewhere on this form.



CARES Field Day

Band/Mode QSO Breakdown: Do not list GOTA QSOs in this section. [i](#)

Band	CW		Digital		Phone	
	QSOs	Pwr(W)	QSOs	Pwr(W)	QSOs	Pwr(W)
160m						
80m						
40m						
20m						
15m						
10m						
6m						
2m						
222						
432						
Other						
Satellite						

Upload band/mode calls list (Dupe Sheet or Cabrillo file):

Choose File

No file chosen

I/We have observed all competition rules as well as all regulations for amateur radio in my/our country. My/our report is correct and true to the best of my/our knowledge. I/We agree to be bound by the decisions of the ARRL Awards Committee. Submission of this form indicates my/our agreement with these statements. [i](#)

Name Call E-mail Address

You'll have an opportunity to enter comments using a link on the confirmation page.

Submit Entry

Clear Form



CARES Field Day Schedule

- 10:00 – 11:00 – Field Day Operation briefing via W6TDM or Zoom
 - Take CARES check-ins, open net
 - Record participants Field Day class and section
 - Answer any questions
 - Make any last minute adjustments
- 11:00 – (1800 Zulu) ARRL Field Day radio operations begins
- Since there is no tear down required, we can run until we are tired of operating



CARES Field Day Operations

- Operate our radios and log contacts
- Media Interviews
 - Press and other media organizations
- Visits by Cupertino elected officials and served agencies via Zoom
- Visit by ARRL section leaders via Zoom or W6TDM
 - James Armstrong NV6W – ARRL Section Manager
 - Kristen McIntyre - K6WX – ARRL Vice Director Western Division
- Photos by participants for ARRL Submission
- Enjoy the day, stay safe, stay cool and have fun!



CARES Field Day Needs

- Volunteer needed to moderate and manage Zoom conference
- Listen for and copy down W1AW bulletin (K6PH will broadcast the W1AW bulletin for the West Coast)
- Station operators
- Send NTS packet message to section manager





Chris Capener



Jim Oberhofer



Kevin Rowett, K6TD



paul KI6DRN



Taylor Family



Dale KT6DM



brian AG6GX



Kristen McIntyre

Akshat Garg

Srinath KN6EKQ

Darryl KI6LDM

Todd

Max W6BG

Prasad KN6EDX

Prasad



CARES Field Day

Some Final Comments

- All FCC Part 97 rules apply during Field Day
 - Operate with in your license class and band privileges
- If there is an active hurricane, please stay clear of 14.300MHz and 14.325MHz
- We can help you with submitting your Field Day entry as needed



Interested in Getting Your Amateur Radio License?

The following are links to several VE and test locations for obtaining your amateur radio (ham) licenses:

Name / Location	Website
Sunnyvale VEC ARC	www.amateur-radio.org/
BAEARS - Bay Area Educational Amateur Radio Society	www.baears.com/
Silicon Valley VE Group – Saratoga Fire Station	www.svve.org/
W5YI-VEC	www.w5yi.org

Additional information can be found at:

Ham Radio Outlet
2210 Livingston S
Oakland, CA 94606
(510) 534-5757

The ARRL
Amateur Radio Relay League
www.arrl.org
Search for VEC:
www.arrl.org/find-an-amateur-radio-license-exam-session



Thank you

Any Questions?

