

Winter Storm Comm Outage Drill Prep

February 5, 2026
Jim Oberhofer KN6PE
260205.2155



CARES mission

The mission of Cupertino Amateur Radio Emergency Service (CARES) is to maintain and train Amateur Radio volunteers capable of providing professional emergency communications, increasing the City's emergency response effectiveness, and speeding the recovery effort.



2026 Comm Outage

**** This is drill traffic ****

The situation

Saturday, 21-Feb-2026. While in the middle of a severe weather event, the Bay Area experiences a region-wide power outage followed by a communications outage.

Because of this, Citizen Corps (CARES & CERT) is activated.

But how did we get here?



2026 Comm Outage

**** This is drill traffic ****

Wednesday, 03-Feb-2026; National Weather Service (NWS) issues a long-range forecast that has severe wind and rain spanning the next several weeks. The first storm hits the California coast tonight.

	Wed 2/4	Thu 2/5	Fri 2/5	Sat 2/6	Sun 2/7	Mon 2/8
North Bay Santa Rosa, Napa, San Rafael	Rain	Heavy Rain Strong Wind	Heavy Rain - AM Strong Wind - AM	Rain	Rain	Rain
Rest of SF Bay Area	Rain	Heavy Rain Strong Wind	Heavy Rain - AM Strong Wind - AM	Rain	Rain	Rain
Santa Cruz County	Rain	Heavy Rain Strong Wind	Heavy Rain - AM Strong Wind - AM	Rain	Rain	Rain
Monterey & San Benito Cty	Rain	Heavy Rain Strong Wind	Heavy Rain - AM Strong Wind - AM	Rain	Rain	Rain

Risk Levels

Little to None

Minor

Moderate

Major

Extreme

Cupertino ARES/RACES



2026 Comm Outage

**** This is drill traffic ****

Wednesday, 18-Feb-2026. It has been raining constantly over the last two weeks, with periodic breaks in the storms. Winds gusts up to 35-45 mph. Today's NWS report indicates that the most severe storm the region has seen in years is coming over the next few days; power outages are expected.

	Wed 2/18	Thu 2/19	Fri 2/20	Sat 2/21	Sun 2/22	Mon 2/23
North Bay Santa Rosa, Napa, San Rafael	Rain	Heavy Rain Strong Wind	Heavy Rain Strong Wind	Rain	Rain	Rain
Rest of SF Bay Area	Rain	Heavy Rain Strong Wind	Heavy Rain Strong Wind	Coastal Flooding Cold	Coastal Flooding Cold	Rain
Santa Cruz County	Rain	Heavy Rain Strong Wind	Heavy Rain Strong Wind	Coastal Flooding Cold	Coastal Flooding Cold	Rain
Monterey & San Benito Cty	Rain	Heavy Rain Strong Wind	Heavy Rain - AM Strong Wind - AM	Coastal Flooding Cold	Coastal Flooding Cold	Rain

Risk Levels

Little to None

Minor

Moderate

Major

Extreme

Cupertino ARES/RACES

2026 Comm Outage

**** This is drill traffic ****

Friday, 1400 PDT. The NWS reports that the winds have not died down. Rainfall totals have broken all records with reservoirs at capacity and water is going over most spillways. Flooding over the next 48 hours will be worse for low-lying area.

PG&E put all Bay Area cities on notice that power will likely be out for much of the Bay Area sometime Friday night.

GILROY DISPATCH, Feb 5, 2019: Water began pouring over the emergency spillway at Uvas Reservoir Monday morning, following nearly three full consecutive days of rain in the region.



2026 Comm Outage

**** This is drill traffic ****

Friday, 1600 PDT. The Cupertino Emergency Manager activates the EOC to Level 3 and requests CARES and CERT to activate and deploy tomorrow (Saturday) in anticipation of no internet or phone service.

The request is for us to:

- Set up Emergency communication access points at public locations to provide neighborhoods with alternate 9-1-1 coverage.*
- Receive and transmit resident requests for help.*
- Provide information to residents from the city.*

Friday, 2215 PDT. Power goes out throughout Cupertino and much of the Bay Area.

Saturday, ~0500 PDT. Most telephone service goes out throughout the Bay Area as well. 9-1-1 service is not available.

Exercise Objectives

1. Manage field responders assigned to specific locations throughout the city by the CARES SOP
2. Staff the three SCCFD fire stations in Cupertino
3. Pass appropriate scenario messages designated as actionable 9-1-1 traffic from the field to Cupertino EOC by voice or packet.
4. Activate neighborhood CERT for message passing to the EOC via the ARKs
5. Test the use of 2 community access points as emergency communication field locations.

Tonight's topics

1. The scenario
2. Locations
3. Message passing, voice
4. Message passing, packet
5. Deployment sequence – briefing, deployment, operation, demob
6. Final thoughts



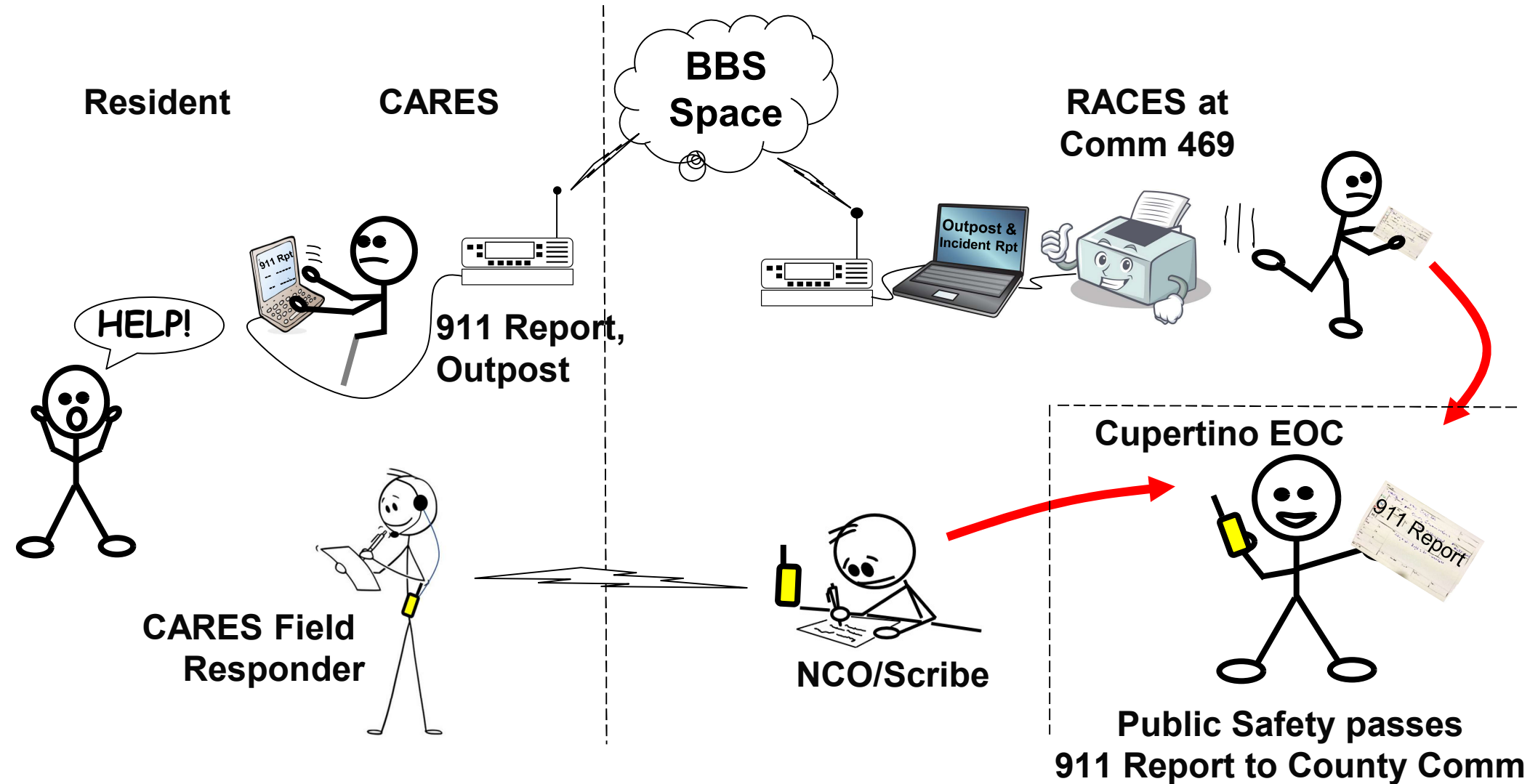
How CARES will respond

1. Respond to an activation request from the City.
2. Deploy throughout the city field communication teams.
3. Take requests for help (including 9-1-1) from residents and,
4. Relay them to the city EOC for forwarding to County Comm.

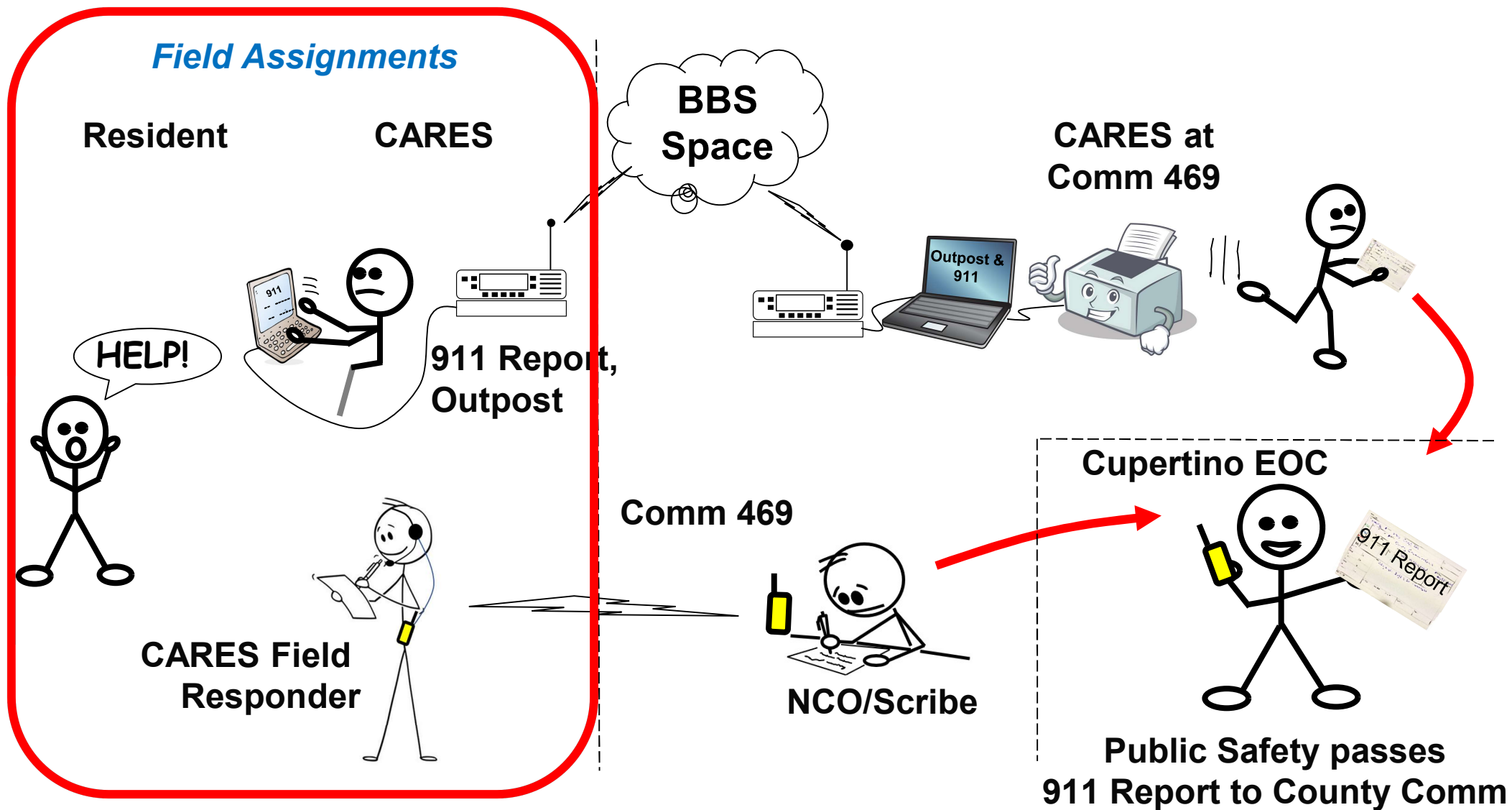


The end-to-end message flow

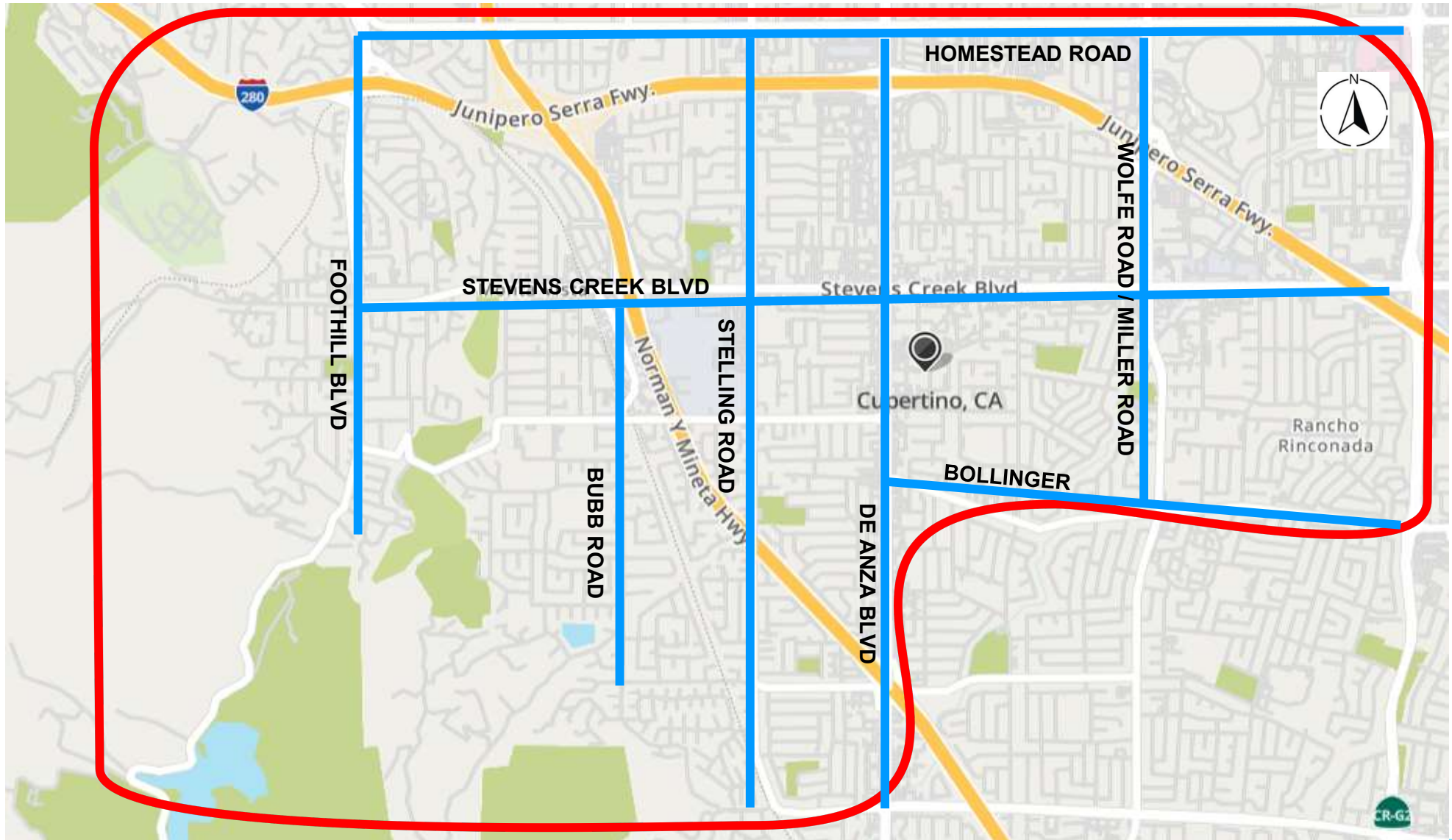
Plan B... Current Plan



A look at Field Assignments



Cupertino is “roughly” this...



Location, location, location

Where do we think residents might look for help? These places could be...

1. High expectations for help: Fire stations
2. Known, popular and familiar city facilities (and parks?)
3. CERT & Block Leaders... neighborhood FRS users → CERT GMRS at the ARKs
4. Easy access: right off main roads
5. Walkup to the ARKs



Location, location, location

Plenty of places we *could* set up

High expectations for help

- Cupertino Fire Station 71
- Seven Springs Fire Station 72
- Monta Vista Fire Station 77

Easy Access

- Monta Vista Park
- Franco Park
- Kennedy Middle School
- Jollyman Park
- Creekside Park

Known, Popular locations

- Senior Center
- Community Center
- City Hall

Wide Area Access Points (FRS/GMRS)

- Monta Vista ARK
- Regnart ARK
- Garden Gate ARK
- Lawson School ARK
- De Anza ARK
- Creekside ARK



What's in a name?

Community Access Points?

1. A field location to where residents can go to put in requests for help.
2. Locations are distributed throughout the city to minimize the travel time to get help.
3. Locations staffed with CARES and CERT members to receive assistance request and then transmit them to the Cupertino EOC where the request can be passed to Public Safety for dispatch.

SCCFD Fire Stations, Cupertino

1. Santa Clara County staffs 3 fire stations in Cupertino.
2. If residents need help and cannot dial 9-1-1, these are logical places where they might go.
3. County Fire outfitted Cupertino stations with amateur radio gear and roof-mounted antennas
4. During an emergency when staff are deployed, volunteers would staff these stations to pass on emergency requests.
5. All Fire Stations are all on major roads (easy access)



Cupertino ARKs

1. Designed to support Cupertino Citizen Corp deployments during emergencies.
2. Located on school and public property.
3. Not all ARKs are easy to get to or widely known by the public.
4. ARKs that are on or near major roads (easy access)
 - Monta Vista ARK Stevens Creek Blvd, at SCCFD 77
 - De Anza ARK Stelling Road/De Anza Campus
 - Creekside ARK Wolfe Road at Creekside Park
5. However, 5 of 6 ARKs are all good relay sites with GMRS net capabilities



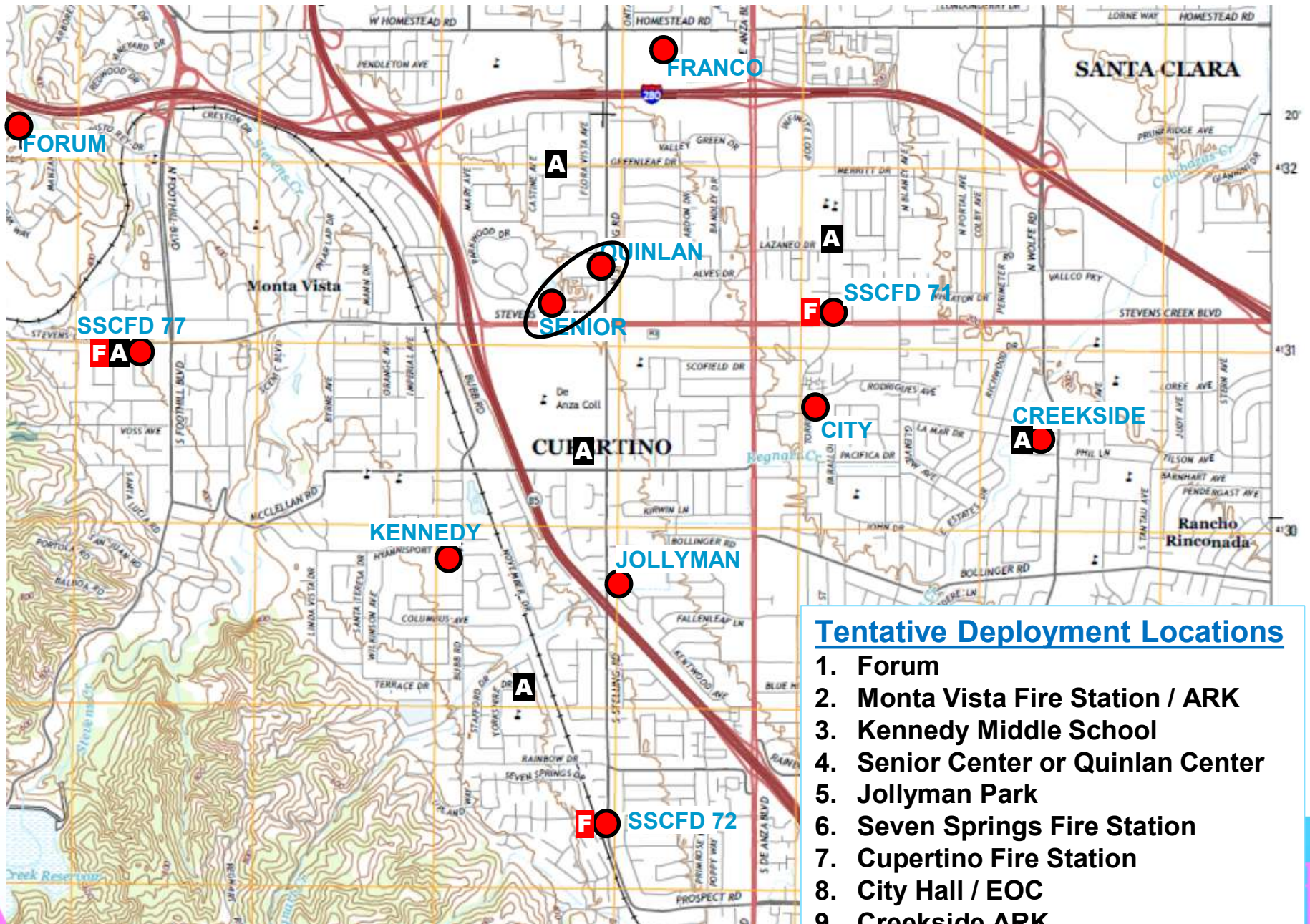
Cupertino Parks, Schools

1. Cupertino has several public parks located throughout the community.
2. There are also other locations that are known and possibly good locations for emergency communications
3. Locations that are on or near public access

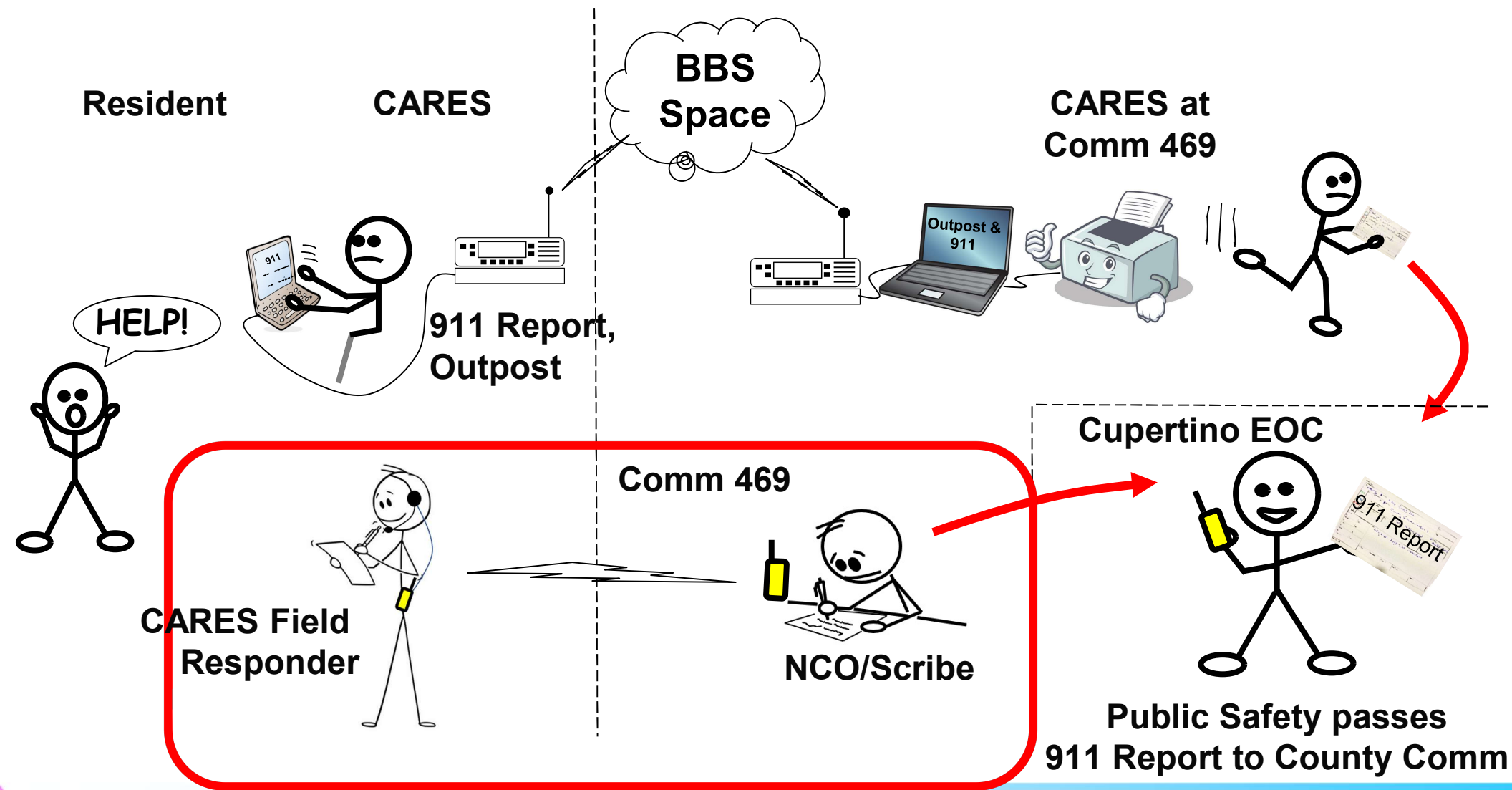
- | | |
|-------------------------|----------------|
| • Monta Vista Park | Foothill Blvd |
| • Franco Park | Homestead Road |
| • Kennedy Middle School | Bubb Road |
| • Jollyman Park | Stelling Road |
| • Creekside Park | Wolfe Road |



Tentative Locations



Message Passing – Voice



Incident Report (911) Data Collection Form

Five Areas:

1. **HEADER:** Defines the help request, location, time last seen, and the details.
2. **MED:** If this is medical related, ask for and record the age, gender, if Conscious and if Breathing. Write other details as necessary.
3. **Suspect & Vehicle:** These sections are for a criminal event. All fields are optional. Write all the details below (field #36).
4. **FIRE:** anyone trapped? Fill in other details or in the details box below (field #36).
5. **LGOV:** Local (City) Government. Write all the details (field #36).

Incident Report (911)			
Field Numbers Correspond to Instructions on Back of Printed Form			
PDF 0.5			
Date: ¹		Time when incident was observed: ²	
Incident Address: ³			
Common Place Name: ⁴			
Brief Description: ⁵			
Reporting Person Name: ⁶		Phone: ⁷	
Victim / Patient			
Gender: ⁸ <input type="checkbox"/> Male <input type="checkbox"/> Female		Age: ⁹ <input type="checkbox"/> Adult ¹⁰ <input type="checkbox"/> Child ¹⁰	
Is Patient Conscious: ¹¹ <input type="checkbox"/> Yes <input type="checkbox"/> No		Is Patient Breathing: ¹² <input type="checkbox"/> Yes <input type="checkbox"/> No	
Injury / Medical Condition: ¹³			
Name: ¹⁴		Phone: ¹⁵	
Suspect / Subject			
Race: ¹⁶		Gender: ¹⁷ <input type="checkbox"/> Male <input type="checkbox"/> Female	
Height: ¹⁹		Age: ¹⁸	
Build: ²²		Weight: ²⁰	
Last Known Location: ²⁴		Hair: ²¹	
Weapon Seen: ²⁵		Clothing: ²³	
Vehicle (e.g. hit-and-run or suspect's vehicle. Not necessary for most traffic accidents.)			
Color: ²⁶		Year: ²⁷	
Make: ²⁸		License: ²⁹	
Model/Type: ³¹		State: ³⁰	
Fire			
Structure Type: ³²		Number of Stories: ³³	
Visible: ³⁴ <input type="checkbox"/> Smoke <input type="checkbox"/> Flames		People Inside: ³⁵ <input type="checkbox"/> Yes <input type="checkbox"/> No	
Additional Details & City Service Requests			
36			
Reporting Location: ³⁷			
Person Taking Report: ³⁸			
Radio Operator Only:			
Message Numbers:		Origin:	
Relay:		Destination:	
Name:		Sent:	
Call Sign:		Date:	
		Time:	

Typical 9-1-1 help requests

Partial List

FIRE

- Car Accident
- Car Accident with Injuries
- Car Accident blocking traffic
- Car Fire
- Chemical spill
- Gas leak
- House Fire
- Person trapped
- Smoke from a structure
- Vegetation Fire
- ...

MEDICAL / EMS

- Allergic reaction
- Broken bones visible
- Car Accident with Injuries
- Chest Pain
- Choking
- Difficulty speaking, numbness, or weakness
- Drowning/Near drowning
- Drug overdose
- Fast heartbeat
- Heavy bleeding
- Poisoning
- Seizures that last over 5 minutes
- Severe burns (2nd and 3rd degree)
- Severe difficulty breathing
- Severe headache, new
- Sudden dizziness, weakness or mental changes
- Sudden blindness or vision changes
- Sudden intense severe pain
- Unresponsive/unconscious
- ...



Typical 9-1-1 help requests

Partial List

LAW

- Car Accident with Injuries
- Car Accident blocking traffic
- Fight
- Impaired driver, report of
- Serious crime that just occurred
- Burglary
- Prowler
- Robbery
- ...

LOCAL GOV'T

- Tree blocking road
- Flooding
- Chemical Spill (barricades)
- ...

Sometimes, more than one Public Safety Agency is dispatched, for instance (not all):

- Car Accident blocking traffic -- Fire, Law
- Car Accident with Injuries -- Fire, EMS, Law
- Home medical response -- Fire, EMS
- Road-side chemical spill -- Fire, LGOV (DPW)

!!! We do not decide who should be dispatched !!!



Incident Report (911) Form

House Fire emergency

Collecting the data

1. A resident with a problem will always tell you more than you need to know to fill in the form.
2. You ask questions to get the required fields.
3. If a field is required but no information given, enter "unknown".
4. Do not write down the details verbatim; it is ok to paraphrase but be complete.
5. ***Use your best judgement!***

Incident Report (911)			
Field Numbers Correspond to Instructions on Back of Printed Form			
PDF 0.5			
Date: ¹	Time when incident was observed: ²		
2/21/26	09:15		
Incident Address: ³			
10178 Carol Lee Dr, Cupertino			
Common Place Name: ⁴			
Brief Description: ⁵			
House Fire			
Reporting Person Name: ⁶		Phone: ⁷	
Victim / Patient			
Gender: ⁸	<input type="checkbox"/> Male	<input type="checkbox"/> Female	Age: ⁹
			<input type="checkbox"/> Adult ¹⁰ <input type="checkbox"/> Child ¹⁰
Is Patient Conscious: ¹¹	<input type="checkbox"/> Yes	<input type="checkbox"/> No	Nothing: ¹²
			<input type="checkbox"/> Yes <input type="checkbox"/> No
Injury / Medical Condition: ¹³			
Name: ¹⁴			
Suspect / Subject			
Race: ¹⁶			
Height: ¹⁹			
Build: ²²			
Last Known Location			
Weapon Seen			
Vehicle (e.g. hit-and-run or suspect's)			
Color: ²⁶			
Make: ²⁸			
Model/Type: ³¹			
License: ²⁹			
Fire			
Structure Type: ³²		Number of Stories: ³³	
Home		1	
Visible: ³⁴		People Inside: ³⁵	
<input checked="" type="checkbox"/> Smoke <input checked="" type="checkbox"/> Flames		<input type="checkbox"/> Yes <input checked="" type="checkbox"/> No	
Additional Details & City Service Requests			
36			
Reporting Location: ³⁷			
Person Taking Report: ³⁸			
Radio Operator Only:			
Message Numbers:		Origin:	
Relay:		Rcvd:	
Name:		Call Sign:	
Sarah Jensen		KO6SAR	
Date:		Time:	
2/21/26		09:25	

Scenario:
You are Sarah KO6SAR assigned to Creekside ARK as a radio operator, no packet. A woman with a baby comes up and tells you "My neighbor's house is on fire! 9-1-1 is not working. Can you help?"

Incident Report (911) Form

Medical emergency

Scenario:

You are Rick K6DIA assigned to Cupertino Fire Station 71 as a radio operator, no packet.

An older woman come up and tells you “My husband is having chest pains and can’t get up! I tried calling 911 but my phone is dead. Can you help?”

What you need to complete the form:

1. *What is your address?*
2. *How old is he?*
3. *Is he conscious?*
4. *Is he breathing?*

Complete the form and send it by voice.

Incident Report (911)			
Field Numbers Correspond to Instructions on Back of Printed Form			
PDF 0.5			
Date: ¹ 2/21/26	Time when incident was observed: ² 13:55		
Incident Address: ³ Main Street Plaza, Cupertino			
Common Place Name: ⁴ Residence Inn			
Brief Description: ⁵ Chest Pains			
Reporting Person Name: ⁶		Phone: ⁷	
Victim / Patient			
Gender: ⁸	<input checked="" type="checkbox"/> Male <input type="checkbox"/> Female	Age: ⁹ 76	<input type="checkbox"/> Adult ¹⁰ <input type="checkbox"/> Child ¹⁰
Is Patient Conscious: ¹¹	<input checked="" type="checkbox"/> Yes <input type="checkbox"/> No	Is Patient Breathing: ¹²	<input checked="" type="checkbox"/> Yes <input type="checkbox"/> No
Injury / Medical Condition: ¹³			
Name: ¹⁴		Phone: ¹⁵	
Suspect / Subject			
Race: ¹⁶	Gender: ¹⁷ <input type="checkbox"/> Male <input type="checkbox"/> Female	Age: ¹⁸	
Height: ¹⁹	Weight: ²⁰	Hair: ²¹	
Build: ²²	Clothing: ²³		
Last Known Location: ²⁴			
Weapon Seen: ²⁵			
Vehicle (e.g. hit-and-run or suspect's vehicle. Not necessary for most traffic accidents.)			
Color: ²⁶	Year: ²⁷		
Make: ²⁸	License: ²⁹	State: ³⁰	
Model/Type: ³¹			
Fire			
Structure Type: ³²	Number of Stories: ³³		
Visible: ³⁴ <input type="checkbox"/> Smoke <input type="checkbox"/> Flames	People Inside: ³⁵ <input type="checkbox"/> Yes <input type="checkbox"/> No		
Additional Details & City Service Requests			
³⁶			
Reporting Location: ³⁷ Station 71			
Person Taking Report: ³⁸ K6DIA			
Radio Operator Only:			
Message Numbers:	Origin:	Destination:	
Relay:	Rcvd:	Sent:	
Name: ³⁹ Rick Diamond	Call Sign: ⁴⁰ K6DIA	Date: ⁴¹ 2/21/26	Time: ⁴² 14:01

Incident Report (911) Form

Passing fields by numbers

Approach

- There is a difference bet. asking for information vs passing the message.
- Pass field content by the field numbers.
- Pass only fields where there is data entered.
- Not every field needs to be filled in!
- For example...

Incident Report (911)	
Field Numbers Correspond to Instructions on Back of Printed Form	
Date: ¹	Time when incident was observed: ²
Incident Address: ³	
Common Place Name: ⁴	
Brief Description: ⁵	
Reporting Person Name: ⁶	
Victim / Patient	
Gender: ⁸	<input type="checkbox"/> Male <input type="checkbox"/> Female
Is Patient Conscious: ¹¹	<input type="checkbox"/> Yes <input type="checkbox"/> No
Injury / Medical Condition: ¹³	



What does it sound like?

Station 71: Net Control, Station 71 with a 911 message.

Net Control: Stand By... Station 71, your Message number is 31. Send your message by field numbers.

Station 71: Msg is: Field 1. 0 2 <p> 2 1 <p> 2 0 2 6 (Date, <p>ause between # groups)
Field 2. 1 3 5 5 Break (Time, pass in 24-hour time)

Net Control: Continue

Station 71: Field 3: Main Street Plaza, Cupertino Break

Net Control: Continue

Station 71: Field 4: Residence Inn
Field 5: Chest Pains Break

Net Control: Continue

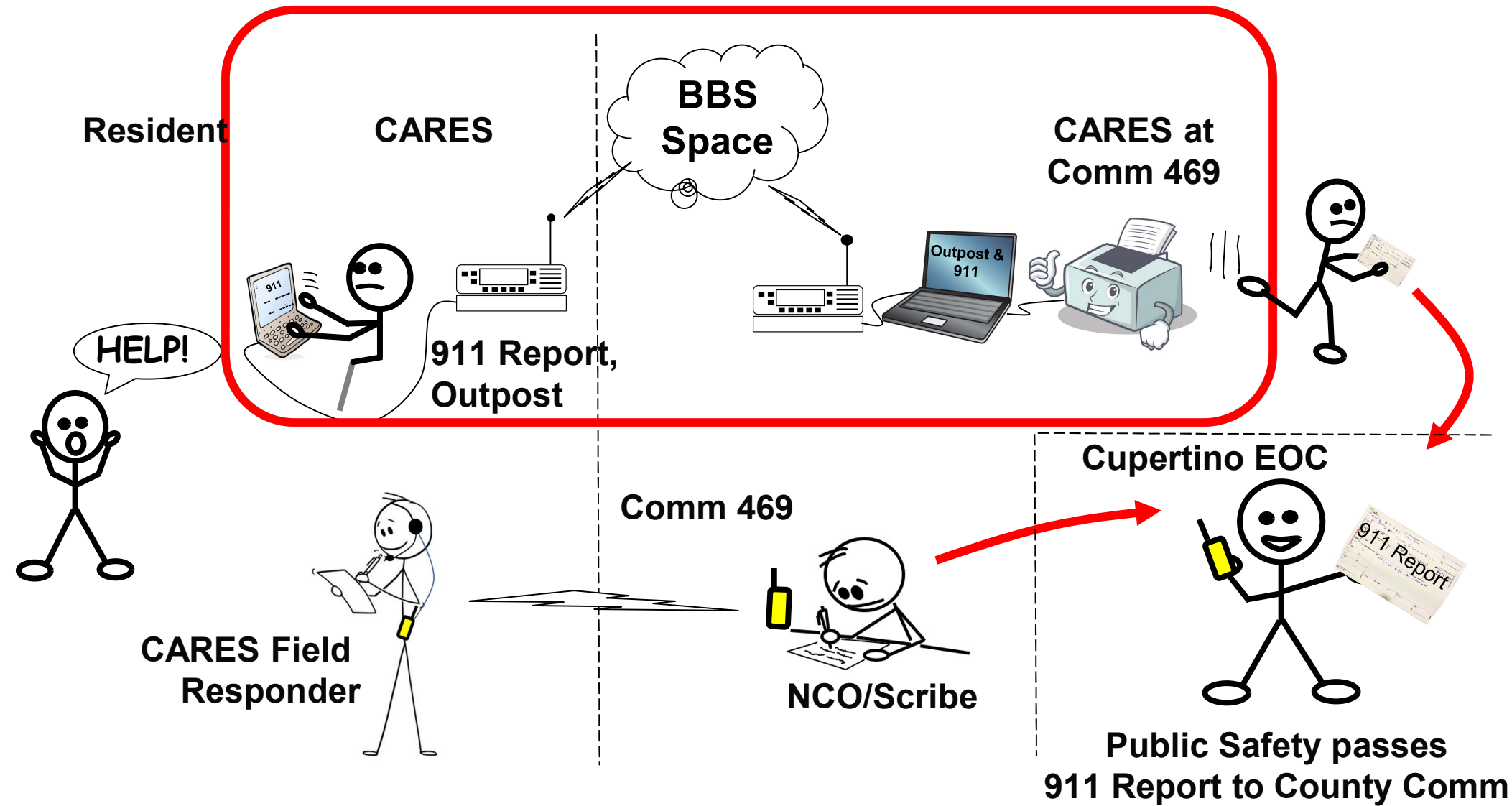
Station 71: Field 8: Male. Field 9: 7 6. Field 11: Yes,
Field 12: Yes Break

Net Control: Continue

Station 71: Field 37. Station 71. Field 38: K6DIA End of Message. K6DIA

Net Control: Message copied. K6KP Net Control.

Message Passing – Packet



Get, install, run the Incident Report (911) PackItForm

1. The Incident Report (911) form is implemented in PackItForms and can be installed along side the SCCo RACES Packet installation.
2. Go to...
www.cupertinoares.org >
 [Resources](#) >
 [Packet Operations](#) >
 [911-Incident Report PackItForm](#)
3. Or download the software here...
https://www.cupertinoares.org/downloads/Report911_Setup-3.16.exe
4. Double-click on the installer... yes, it is digitally signed and safe!
5. To access it, run Outpost, Forms > Incident Report (911)
6. Run it as usual.
7. Event Briefing will give you the destination packet address to use.



Incident Report (911) Form

Overview

- Required fields in **Red**
- Note the field hints

= required

Incident Report (911)

Field Numbers Correspond to Instructions on Back of Printed Form PIF: 1.0

Date:¹ Time when incident was observed:²

Incident Address:³

Common Place Name:⁴

Brief Description:⁵

Reporting Person Name:⁶ Phone:⁷

Victim / Patient

Gender:⁸ ☐ Male ☐ Female Age:⁹ ¹⁰ ☐ Adult ☐ Child

Is Patient Conscious:¹¹ ☐ Yes ☐ No Is Patient Breathing:¹² ☐ Yes ☐ No

Injury / Medical Condition:¹³

Name:¹⁴ Phone:¹⁵

Suspect / Subject

Race:¹⁶ Gender:¹⁷ ☐ Male ☐ Female Age:¹⁸

Incident Report (911) Form

Overview

- Required fields in **Red**
- Note the field hints
- PackItForm fields are filled in as usual

Fire			
Structure Type: ³²	<input type="text"/>	Number of Stories: ³³	<input type="text"/>
Visible: ³⁴	<input type="checkbox"/> Smoke <input type="checkbox"/> Flames	People Inside: ³⁵	<input type="radio"/> Yes <input type="radio"/> No
<input type="button" value="+ Add a Fire"/>			
Additional Details & City Service Requests			
<div>36 Additional Details and Other 911 Hazard Reporting Examples: electrical wires down, natural gas leak, road blocked, flooding/debris flow, hazardous materials release</div>			
Reporting Location: ³⁷	<input type="text" value="Fire Station 1, Town Center, Redwood Park, etc."/>		
Person Taking Report: ³⁸	<input type="text" value="Name, Call Sign or CERT Team #"/>		
Radio Operator Only:			
Message Numbers:	Origin: <input type="text" value="6PE-545P"/>	Destination: <input type="text"/>	
Relay:	Rcvd: <input type="text"/>	Sent: <input type="text"/>	
Name: <input type="text" value="Jim Oberhofer"/>	Call Sign: <input type="text" value="KN6PE"/>	Date: <input type="text" value="{{date}}"/>	Time: <input type="text" value="{{time}}"/>



What about CERT and the ARKs?

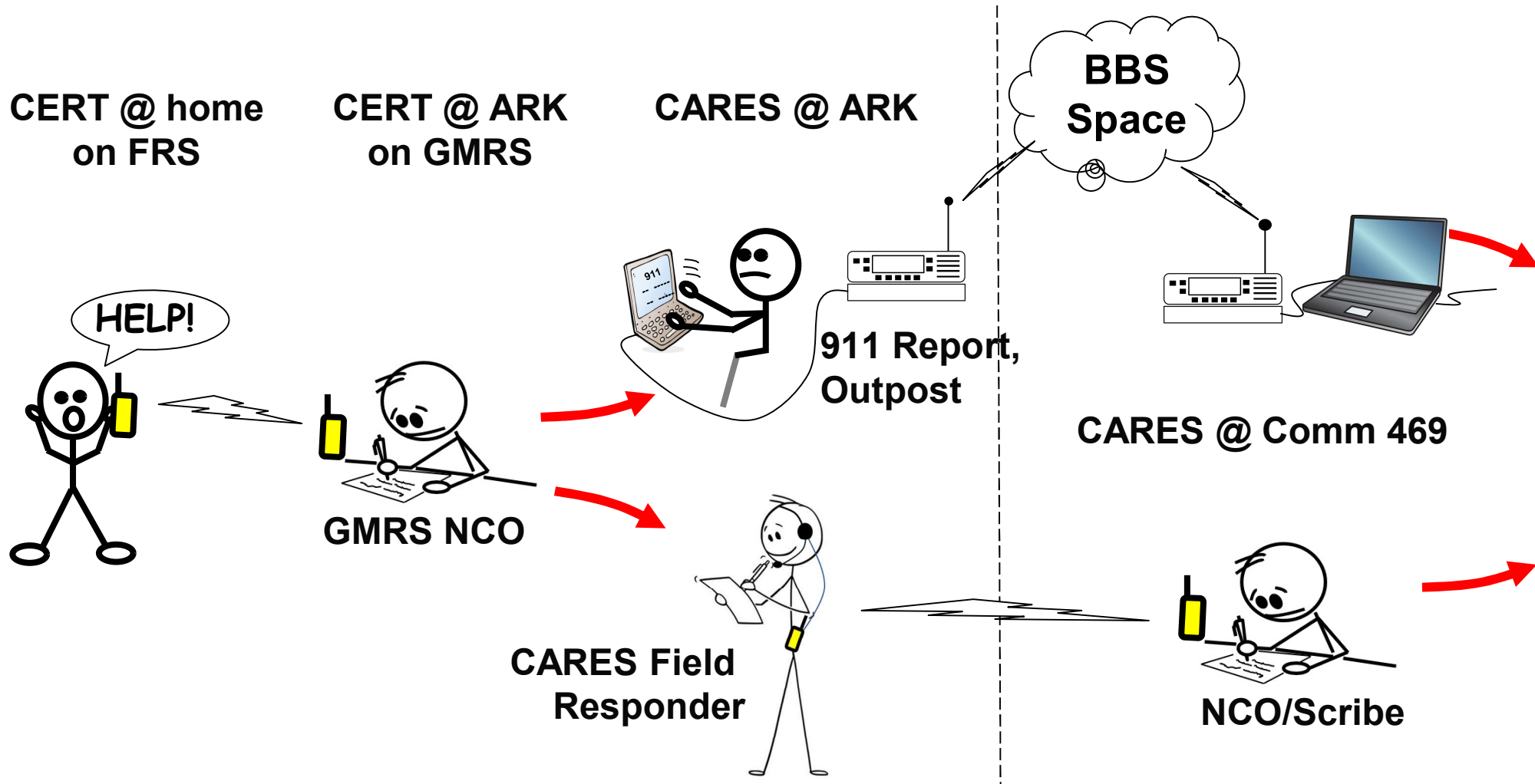
1. Role of CERT and neighborhood reporting by FRS/GMRS

- a) We will activate at least one ARK for field reporting to the ARK for relay to the EOC
- b) Monta Vista ARK will staff their GMRS net.
- c) Zone 1 neighborhood responders with FRS will check in, pass 9-1-1 messages to the ARK GMRS NCO.
- d) GMRS NCO will hand off the messages to CARES for relay to the EOC



Message Passing with CERT

Home → ARK_(CERT & CARES) → Comm 469 → County Comm



What's the plan

for the exercise

Saturday, February 21, 2026	
02:00	Simulate: All power goes out in Cupertino and other West Valley cities.
06:45	Drill Begins. Retrieve C469, deploy to the EOC Set up staging
07:45	Resource Net opens for MAC Travel Tracking
08:00	EOC Staging opens, Check-in at Cupertino City Hall parking lot.
08:20	DOC swears in MACs as Cupertino DSW
08:30	Begin briefing, make field assignments.
09:30	All responders are on station.
11:15	Power comes back on. We are directed to secure Field Operations. All field teams return to City Hall for Demob.
11:45	Secure Event net.
12:30	End of the exercise.

NOTE: Times are subject to change



What you should bring

to the exercise

1. All Responders

- A camera/smart phone... take pictures of your setup and your team in action
- Standard go-kit with the appropriate forms (ICS 211, ICS 214, ICS 309)
<https://cupertinoares.org/index.php?content=forms>
- Cupertino ARES Field Communications Handbook, April 2025...
<https://www.cupertinoares.org/docs/FieldCommOps-ebook.pdf>

2. Voice Ops

- Incident Report (911) form...
<https://cupertinoares.org/ccf/forms/911-Incident-Report-911.pdf>

3. Packet Ops

- Packet kit with the latest SCCo Packet Installer 164B
- Incident Report (911) PackItForm (see earlier slide)
- SCCo RACES Packet Radio Field Reference Type III, Feb 2025...
<https://www.cupertinoares.org/docs/SCC-PacketT3-ebook.pdf>



What you will get at the exercise

Before the exercise

1. Email the week of 16-Feb with exercise updates

Day of the exercise

2. ICS 205 Communications Plan
3. Scenario sheets. These are the situations that you will confront at your assignment. Follow the instructions!
4. Assignment. Easy access to locations for (simulated) public interaction, with tables and benches (hopefully)
5. Signage. An A-frame with the appropriate wording for the exercise. Instructions on how to place them.



What you should do NOW!

1. All Responders

- Check your go-kit readiness
- Download and print 10 copies of the Incident Report (911) form...
<https://cupertinoares.org/ccc/forms/911-Incident-Report-911.pdf>
- Participate in the Weekly OTA training session planned (watch your email)

2. Packet Ops

- Check your packet go-kit readiness
- Install the Incident Report (911) PackItForm...
https://www.cupertinoares.org/downloads/Report911_Setup-3.16.exe
- Send 2 test Incident Report (911) PackItForm messages to CUPEOC@w1xsc by 13-February.

email instructions to follow!



Thank you

Any Questions?



